

lecture
eight



beam sections -
geometric properties

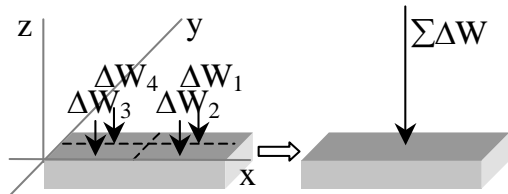
Sections 1
Lecture 8

Elements of Architectural Structures
ARCH 614

S2009abn

Center of Gravity

- “average” x & y from moment



$$\sum M_y = \sum_{i=1}^n x_i \Delta W_i = \bar{x} W \Rightarrow \bar{x} = \frac{\sum(x \Delta W)}{W}$$

“bar” means average

$$\sum M_x = \sum_{i=1}^n y_i \Delta W_i = \bar{y} W \Rightarrow \bar{y} = \frac{\sum(y \Delta W)}{W}$$

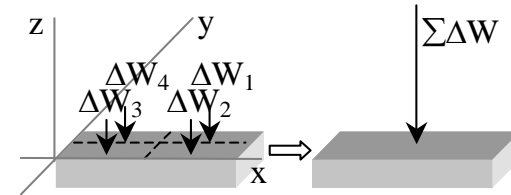
Centroids 7

Elements of Architectural Structures
ARCH 614

S2004abn

Center of Gravity

- location of equivalent weight
- determined with calculus



- sum element weights $W = \int dW$

Centroids 6

Elements of Architectural Structures
ARCH 614

S2004abn

Centroid

- “average” x & y of an area
- for a volume of constant thickness
 - $\Delta W = \gamma \Delta A$ where γ is weight/volume
 - center of gravity = centroid of area

$$\bar{x} = \frac{\sum(x \Delta A)}{A}$$

$$\bar{y} = \frac{\sum(y \Delta A)}{A}$$



Centroids 8

Elements of Architectural Structures
ARCH 614


S2004abn

Centroid

- for a line, sum up length

$$\bar{x} = \frac{\sum(x\Delta L)}{L}$$

$$\bar{y} = \frac{\sum(y\Delta L)}{L}$$



Centroids 9

Elements of Architectural Structures
ARCH 614

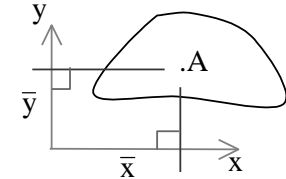
S2004abn

1st Moment Area

- math concept
- the moment of an area about an axis

$$Q_x = \bar{y}A$$

$$Q_y = \bar{x}A$$



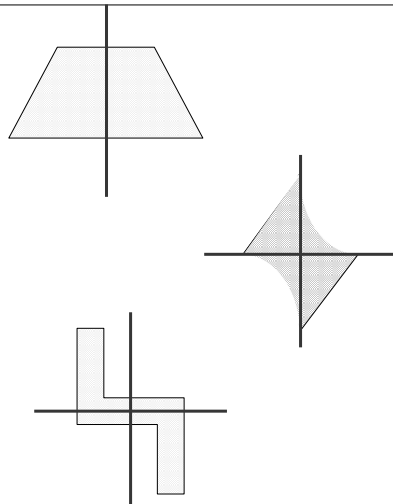
Centroids 10

Elements of Architectural Structures
ARCH 614

S2004abn

Symmetric Areas

- symmetric about an axis
- symmetric about a center point
- mirrored symmetry



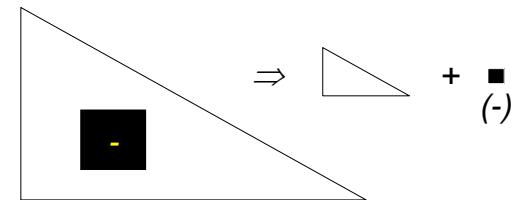
Centroids 11

Elements of Architectural Structures
ARCH 614

S2004abn

Composite Areas

- made up of basic shapes
- areas can be negative
- (centroids can be negative for any area)



Centroids 12

Elements of Architectural Structures
ARCH 614

S2004abn

Basic Procedure

1. Draw reference origin (if not given)
2. Divide into basic shapes (+/-)
3. Label shapes
4. Draw table
5. Fill in table
6. Sum necessary columns
7. Calculate \hat{x} and \hat{y}

Component	Area	\bar{x}	$\bar{x}A$	\bar{y}	$\bar{y}A$
Σ					

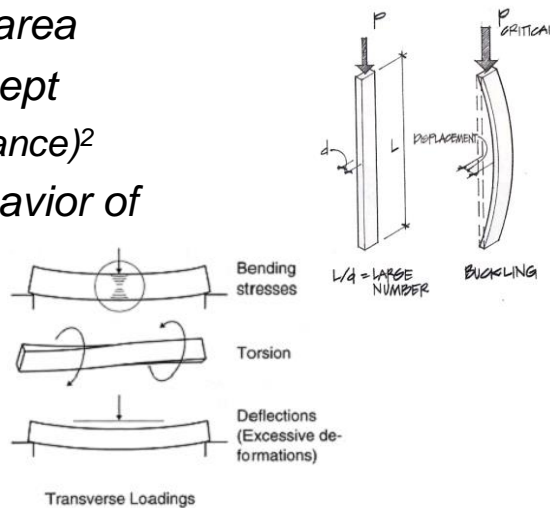
Centroids 13

Elements of Architectural Structures
ARCH 614

S2004abr

Moments of Inertia

- 2nd moment area
 - math concept
 - area \times (distance)²
- need for behavior of
 - beams
 - columns



Moment of Inertia 4
Lecture 11

Elements of Architectural Structures
ARCH 614

S2004abr

Area Centroids

- Figure A.1 – pg 598

Centroids of Common Shapes of Areas and Lines

Shape		\bar{x}	\bar{y}
Triangular area		$\frac{b}{3}$	$\frac{h}{3}$
Quarter-circular area		$\frac{4r}{3\pi}$	$\frac{4r}{3\pi}$
Semicircular area		0	$\frac{4r}{3\pi}$
Parabolic area		$\frac{3a}{8}$	$\frac{3h}{5}$
		0	$\frac{3h}{5}$

Centroids 14

Elements of Architectural Structures
ARCH 614

S2004abr

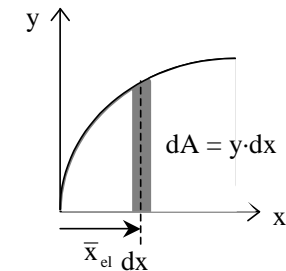
Moment of Inertia

- about any reference axis
- can be negative

$$I_y = \sum x_i^2 \Delta A = \int x^2 dA$$

$$I_x = \sum y_i^2 \Delta A = \int y^2 dA$$

(or $I_{x-x} = \sum z^2 a$)



- resistance to bending and buckling

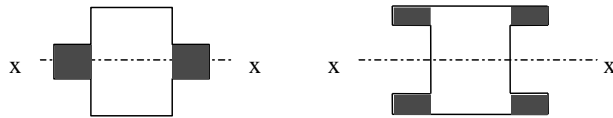
Moment of Inertia 5
Lecture 11

Elements of Architectural Structures
ARCH 614

S2004abr

Moment of Inertia

- same area moved away a distance
– larger I



Moment of Inertia 6
Lecture 11

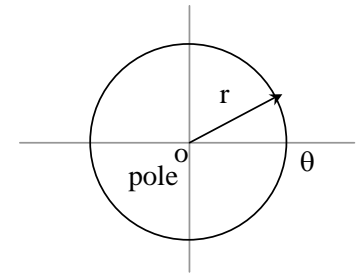
Elements of Architectural Structures
ARCH 614

S2004abn

Polar Moment of Inertia

- for roundish shapes
- uses polar coordinates (r and θ)
- resistance to twisting

$$J_o = \int r^2 dA$$



Moment of Inertia 7
Lecture 11

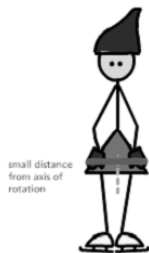
Elements of Architectural Structures
ARCH 614

S2004abn

Radius of Gyration

- measure of inertia with respect to area

$$r_x = \sqrt{\frac{I_x}{A}}$$



When a figure skater changes position, he or she is redistributing his or her mass. Thus, every position has its own unique rotational inertia.



The rotational inertia of the figure skater increases when her arms are raised because more of her mass is redistributed further from her axis of rotation.

Moment of Inertia 8
Lecture 11

Elements of Architectural Structures
ARCH 614

S2004abn

Parallel Axis Theorem

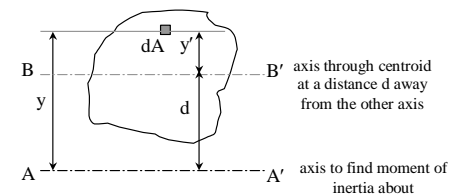
- can find composite I once composite centroid is known (basic shapes)

$$I = I_o + Az^2$$

$$= \bar{I}_x + Ad_y^2$$

$$I = \sum \bar{I} + \sum Ad^2$$

$$\bar{I} = I - Ad^2$$



Moment of Inertia 9
Lecture 11

Elements of Architectural Structures
ARCH 614

S2005abn

Basic Procedure

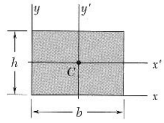
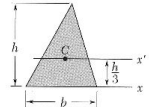
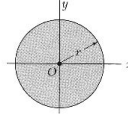
1. Draw reference origin (if not given)
2. Divide into basic shapes (+/-)
3. Label shapes
4. Draw table with A , \bar{x} $\bar{x}A$ \bar{y} $\bar{y}A$ \bar{I} 's, d 's, and Ad^2 's
5. Fill in table and get \hat{x} and \hat{y} for composite
6. Sum necessary columns
7. Sum I 's and Ad^2 's

$$\begin{aligned} (d_x &= \hat{x} - \bar{x}) \\ (d_y &= \hat{y} - \bar{y}) \end{aligned}$$

Area Moments of Inertia

- Figure A.11 – pg. 611: (bars refer to centroid)

- x, y
- x', y'
- C

Rectangle		$\bar{I}_x = \frac{1}{12}bh^3$ $\bar{I}_y = \frac{1}{12}b^3h$ $I_x = \frac{1}{3}bh^3$ $I_y = \frac{1}{3}b^3h$ $J_C = \frac{1}{12}bh(b^2 + h^2)$
Triangle		$\bar{I}_x = \frac{1}{36}bh^3$ $I_x = \frac{1}{12}bh^3$
Circle		$\bar{I}_x = \bar{I}_y = \frac{1}{4}\pi r^4$ $J_O = \frac{1}{2}\pi r^4$