

ARCHITECTURAL STRUCTURES:
FORM, BEHAVIOR, AND DESIGN

ARCH 331
DR. ANNE NICHOLS
FALL 2018

lecture
twenty eight



www.theeagle.com

masonry construction:
beams & columns

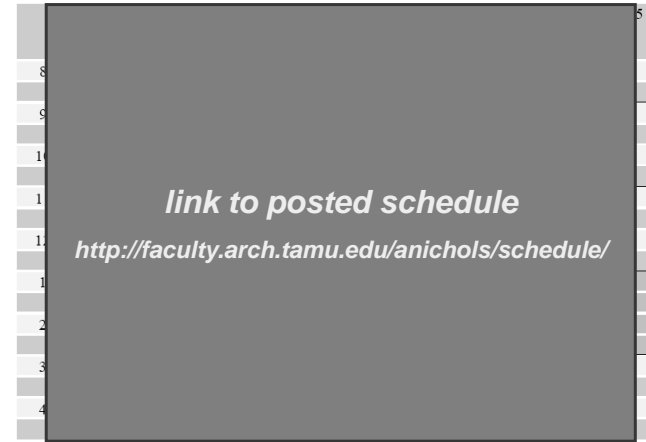
Masonry Construction 1
Lecture 28

Architectural Structures
ARCH 331

F2010abn

Office Hours

Professor Anne Nichols (845-6540)



Masonry Construction 2
Lecture 28

Architectural Structures
ARCH 331

F2012abn

Masonry Design

- *Masonry Standards Joint Committee*
 - ACI, ASCE, TMS
 - ASD (+empirical)
 - linear-elastic stresses
 - LRFD added in 2002
 - referenced by IBC
 - unreinforced allows tension in flexure
 - reinforced - all tension in steel
 - walls are also in compression



International Masonry Institute (Brian Trimble)

Masonry Construction 2
Lecture 28

Foundations Structures
ARCH 331

F2008abn

Masonry Beam & Wall Design

- reinforcement increases capacity & ductility

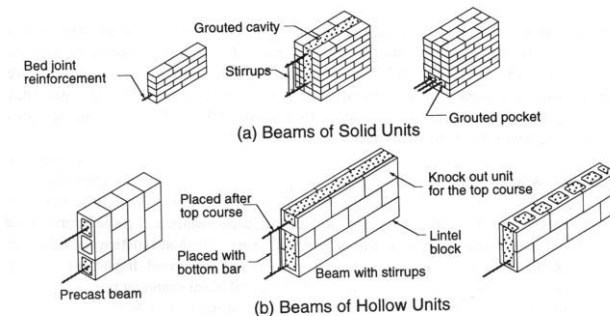


Figure 2.10 Reinforced masonry beams and lintels.

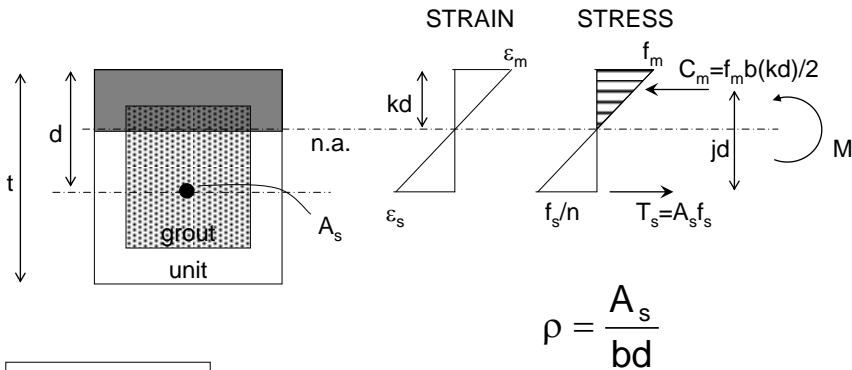
Masonry Construction 3
Lecture 28

Foundations Structures
ARCH 331

F2008abn

Masonry Design

- f_s is not the yield stress
- f_m is the stress in the masonry



BIA Teknote 17 series


Masonry Construction 4
Lecture 28

Foundations Structures
ARCH 331


F2008abn

Masonry Materials

- units
 - stone, brick, concrete block, clay tile



Papercut



Extruded

www.GlenGerybrick.com

Masonry Construction 5
Lecture 28

Foundations Structures
ARCH 331



National Concrete Masonry Association

F2008abn

Masonry Materials

- mortar
 - water, masonry cement, sand, lime
 - types:



National Concrete Masonry Association

- M higher strength – 2500 psi (ave.)
- S medium high strength – 1800 psi
- N medium strength – 750 psi
- O medium low strength – 350 psi
- K low strength – 75 psi

Masonry Construction 6
Lecture 28

Foundations Structures
ARCH 331

F2008abn

Masonry Materials

- rebar
- grout
 - fills voids and fixes rebar
- prisms
 - used to test strength, f'_m
- fire resistant



Ryan-Briggs Associates



National Concrete Masonry Association

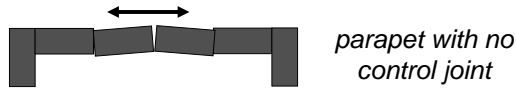
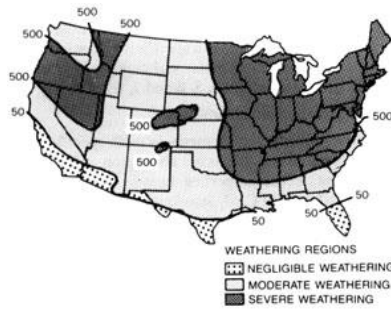
Masonry Construction 7
Lecture 28

Foundations Structures
ARCH 331

F2008abn

Masonry Materials

- moisture resistance
 - weathering index for brick
 - bond and detailing
 - expansion or shrinking from water
 - provide control joints
 - parapets, corners, long walls



Allowable Masonry Stresses

- tension - unreinforced only

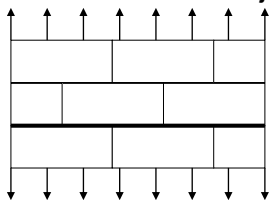
Table 2.2.3.2 — Allowable flexural tensile stresses for clay and concrete masonry, psi (kPa)

Direction of flexural tensile stress and masonry type	Mortar types			
	Portland cement/lime or mortar cement		Masonry cement or air entrained portland cement/lime	
	M or S	N	M or S	N
Normal to bed joints				
Solid units	53 (366)	40 (276)	32 (221)	20 (138)
Hollow units ¹				
UngROUTed	33 (228)	25 (172)	20 (138)	12 (83)
Fully grouted	86 (593)	84 (579)	81 (559)	77 (531)
Parallel to bed joints in running bond				
Solid units	106 (731)	80 (552)	64 (441)	40 (276)
Hollow units				
UngROUTed and partially grouted	66 (455)	50 (345)	40 (276)	25 (172)
Fully grouted	106 (731)	80 (552)	64 (441)	40 (276)
Parallel to bed joints in masonry not laid in running bond				
Continuous grout section parallel to bed joints	133 (917)	133 (917)	133 (917)	133 (917)
Other	0 (0)	0 (0)	0 (0)	0 (0)

¹ For partially grouted masonry, allowable stresses shall be determined on the basis of linear interpolation between fully grouted hollow units and ungrouted hollow units based on amount (percentage) of grouting.

Masonry Walls

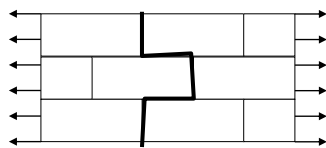
tension normal to bed joints



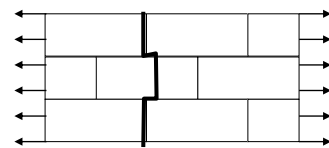
WALLS

Not allowed in MSJC code

tension parallel to bed joints



strong units



weak units

Allowable Masonry Stresses

- flexure
 - $F_b = 1/3 f'_m$ (unreinforced)
 - $F_b = 0.45 f'_m$ (reinforced)
- shear, unreinforced masonry
 - $F_v = 1.5 \sqrt{f'_m} \leq 120 \text{ psi}$
- shear, reinforced masonry
 - $M/Vd \leq 0.25:$ $F_v = 3.0 \sqrt{f'_m}$
 - $M/Vd \geq 1.0:$ $F_v = 2.0 \sqrt{f'_m}$

Allowable Reinforcement Stress

- tension

a) Grade 40 or 50 $F_s = 20 \text{ ksi}$

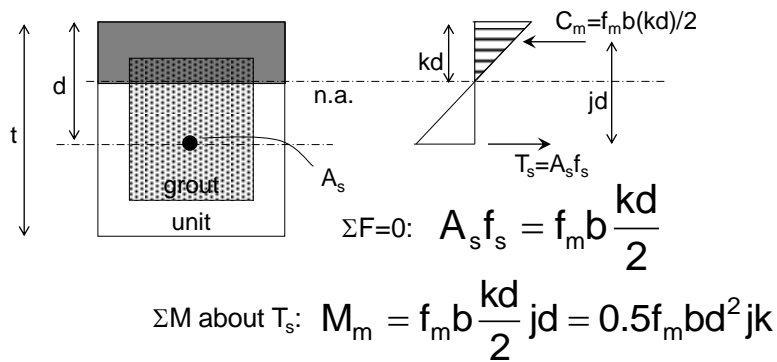
b) Grade 60 $F_s = 32 \text{ ksi}$

c) Wire joint $F_s = 30 \text{ ksi}$

- *no allowed increase by 1/3 for combinations with wind & earthquake

– did before 2011 MSJC code

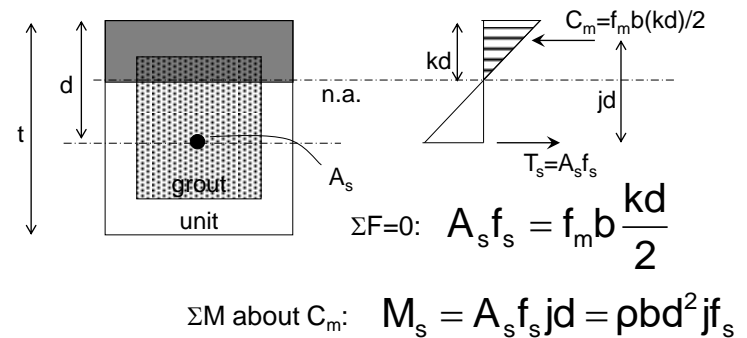
Reinforcement, M_m



if $f_s = F_s$ (allowable) the moment capacity is limited by the steel

MSJC $F_b = 0.33 f'_m$

Reinforcement, M_s

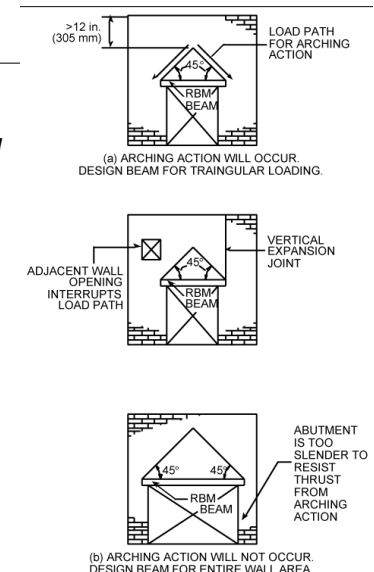
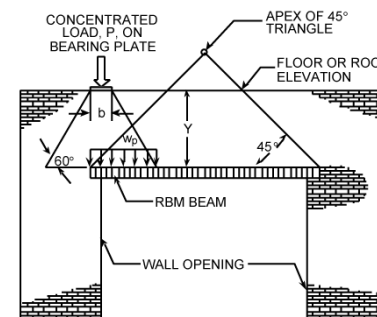


if $f_s = F_s$ (allowable) the moment capacity is limited by the steel

MSJC: $F_s = 20 \text{ ksi}, 24 \text{ ksi}$ or 30 ksi by type

Masonry Lintels

- distributed load
– triangular or trapezoidal



Strategy for RM Flexural Design

- to size section and find reinforcement
 - find ρ_b knowing f'_m and f_y
 - size section for some $\rho < \rho_b$
 - get k, j
 - $bd^2 = \frac{M}{\rho j F_s}$
 - get b & d in nice units
- } needs to be sized for shear also
- size reinforcement (bar size & #): $A_s = \frac{M}{F_s j d}$
 - check design: $M_s = A_s F_s j d > M$
- $$f_b = \frac{M}{0.5bd^2 j k} < F_b$$

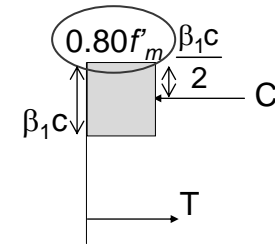
Masonry Construction 15
Lecture 28

Foundations Structures
ARCH 331

F2008abn

Ultimate Strength Design

- LRFD
- like reinforced concrete
- useful when beam shear is high
- improved inelastic model
 - ex. earthquake loads



Masonry Construction 16
Lecture 28

Foundations Structures
ARCH 331

F2008abn

Masonry Columns and Pilasters

- must be reinforced

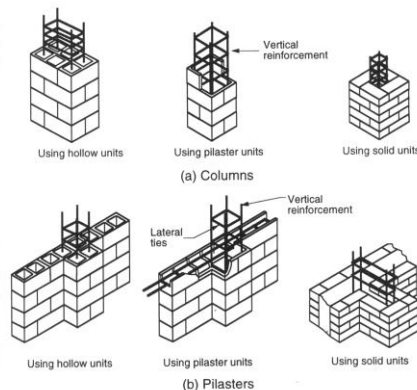


Figure 9.2 Columns and pilaster details.

Masonry Construction 17
Lecture 28

Foundations Structures
ARCH 331

F2008abn

Masonry Columns and Pilasters

- considered a column when $b/t < 3$ and $h/t > 4$
 - b is width of "wall"
 - t is thickness of "wall"
- slender is
 - 8" one side
 - $h/t \leq 25$
- needs ties
- eccentricity may be required



Masonry Construction 18
Lecture 28

Foundations Structures
ARCH 331

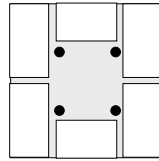
F2008abn

Masonry Columns

– allowable axial load

$$P_a = \left[0.25 f'_m A_n + 0.65 A_{st} F_s \right] \left[1 - \left(\frac{h}{140r} \right)^2 \right] \quad h/r \leq 99$$

$$P_a = \left[0.25 f'_m A_n + 0.65 A_{st} F_s \right] \left(\frac{70r}{h} \right)^2 \quad h/r > 99$$



h = effective length

r = radius of gyration

A_n = effective area of masonry

A_{st} = effective area of column reinforcement

F_s = allowable compressive stress in column reinforcement

Design

• masonry columns and walls (unreinforced)

$$\frac{f_a}{F_a} + \frac{f_b}{F_b} \leq 1.0 \quad \text{and} \quad f_b - f_a \leq F_t$$

$$- h/r < 99 \quad F_a = 0.25 f'_m \left[1 - \left(\frac{h}{140r} \right)^2 \right]$$

$$- h/r > 99 \quad F_a = 0.25 f'_m \left(\frac{70r}{h} \right)^2$$

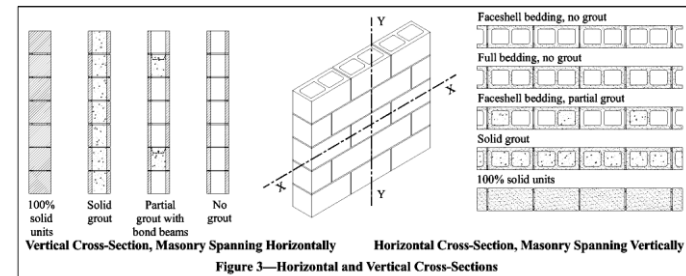
$$F_b = 0.33 f'_m$$

Masonry Walls (unreinforced)

– allowable axial stresses

$$F_a = 0.25 f'_m \left[1 - \left(\frac{h}{140r} \right)^2 \right] \quad h/r \leq 99$$

$$F_a = 0.25 f'_m \left(\frac{70r}{h} \right)^2 \quad h/r > 99$$



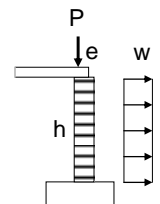
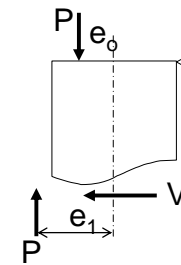
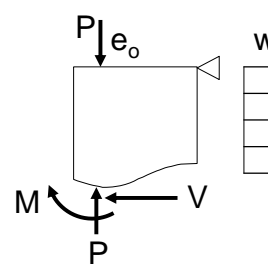
Design

• masonry columns and walls - loading

– wind loading

– eccentric axial load

– “virtual” eccentricity, e_1



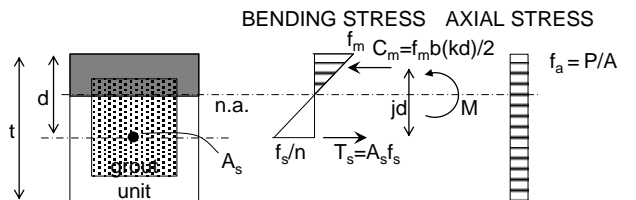
$$e_1 = \frac{M}{P}$$

virtual eccentricity

Design

- *masonry columns and walls – with rebar*
 - wall reinforcement usually at center and ineffective in compression

$$f_a + f_b \leq F_b \quad \text{provided} \quad f_a \leq F_a$$



$$\text{for equilibrium: } \sum F = P = C_m - T_s$$

Masonry Construction 23
Lecture 28

Foundations Structures
ARCH 331

F2008abn

Final Exam Material

- *my list:*
 - systems
 - components & levels
 - design considerations
 - equilibrium - $\sum F$ & $\sum M$
 - supports, trusses, cables, beams, pinned frames, rigid frames
 - materials
 - strain & stress (E), temperature, constraints

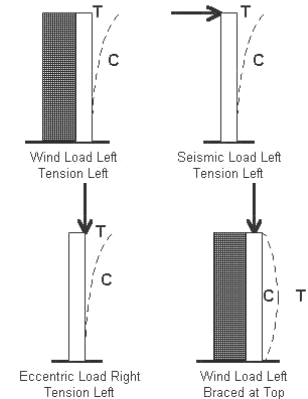
Masonry Construction 26
Lecture 28

Foundations Structures
ARCH 331

F2008abn

Design Steps Knowing Loads

1. *assume limiting stress*
 - buckling, axial stress, combined stress
2. *solve for r , A or S*
3. *pick trial section*
4. *analyze stresses*
5. *section ok?*
6. *stop when section is ok*



Masonry Construction 24
Lecture 28

Foundations Structures
ARCH 331

F2008abn

Final Exam Material

- *my list (continued):*
 - beams
 - distributed loads, tributary width, V&M, stresses, design, section properties (I & S), pitch, deflection
 - columns
 - stresses, design, section properties (I & r)
 - frames
 - P , V & M , $P-\Delta$, effective length with joint stiffness, connection design, tension member design

Masonry Construction 27
Lecture 28

Foundations Structures
ARCH 331

F2008abn

Final Exam Material

- *my list (continued):*
 - *foundations*
 - *types*
 - *sizing & structural design*
 - *overturning and sliding*
 - *design specifics*
 - *steel (ASD & LRFD)*
 - *concrete*
 - *wood*
 - *masonry*